



1. Write the letter name for each note. (7 points)



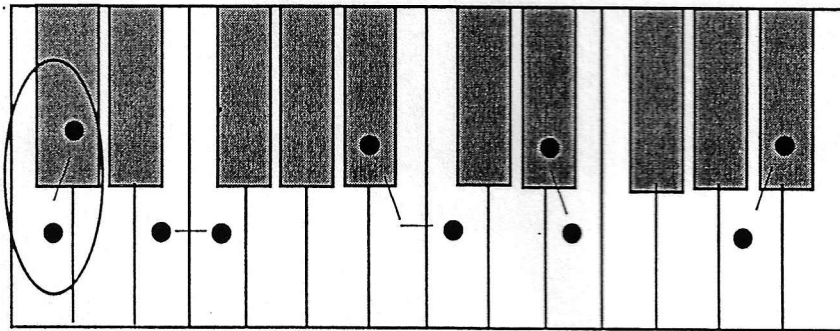
C
(example) _____

2. Name each interval: 2nd, 3rd, 4th, or 5th. (7 points)

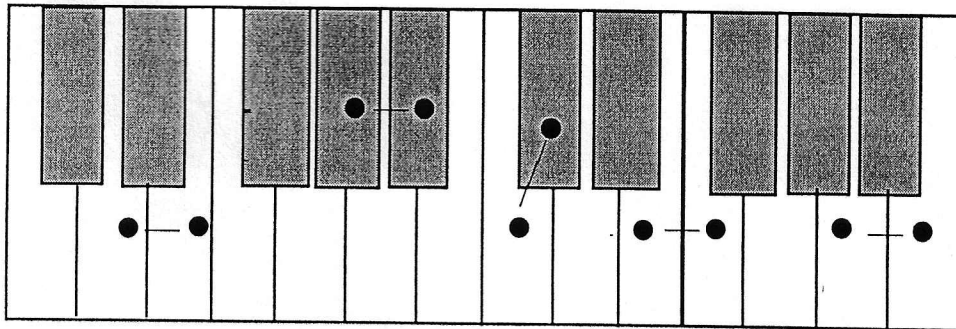


4th
(example) _____


3. Circle the rest of the half steps on this keyboard. The first one is done for you. There are three more. (3 points)



4. Circle the whole steps on this keyboard. There are three. (3 points)

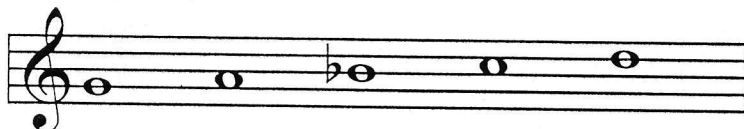


5. Tell if these are whole steps or half steps. Write **W** for whole step and **H** for half step. (3 points)




W
(example)


6. Name each five finger pattern. Tell if each is Major or minor. (10 points)



g minor
(example)











7. Name each triad. Tell if each is Major or minor. (10 points)

G Major
(example)

8. Add the correct sharp (#) or flat (b) to finish these Major scales. (2 points)

F Major Scale

G Major Scale

9. Check the number of beats each of these notes or rests receive in 4/4 time. (7 points)

2 beats
 1 beat

3 beats
 1 beat

3 beats
 2 beats

2 beats
 3 beats


4 beats
 3 beats


4 beats
 1 beat

1 beat

4 beats


10. Check the meaning for each symbol or term. (12 points)


a.  _____ repeat the music
 _____ loud


b.  _____ hold the second note
 _____ not connected (shorten the note)

c.  _____ connected
 _____ slow

d. *p* _____ soft
 _____ slow

e.  _____ play the note louder
 _____ hold the note longer

f.  _____ connected
 _____ hold the note longer

g.  _____ not connected (shorten the note)
 _____ play the note louder

h. *f* _____ loud
 _____ fast


i. *D.C. al fine* _____ return to the original tempo
 _____ return to the beginning and play to *fine*

j. *rit. (ritard. or ritardando)* _____ gradually slower
 _____ the end

k. *fine* _____ the beginning
 _____ the end


l. *a tempo* _____ return to the beginning
 _____ return to the original tempo

11. Check the name for the circled part of each grand staff. (4 points)




_____ treble clef

_____ brace



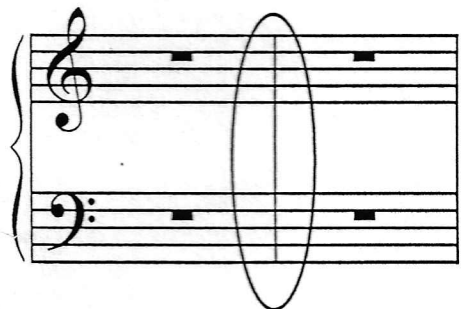
_____ double bar

_____ measure



_____ bass clef

_____ double bar



_____ barline

_____ brace

Answer these questions about this music. Check each correct answer. (11 points)

12. What is the key?

- C Major
 G Major

13. How many beats are in each measure?

- 3
 4

14. What type of note receives one beat?

-

15. How will measures 1-4 sound?

- soft
 loud

16. How will measures 5-8 sound?

- soft
 loud

17. How will the first two notes in the right hand sound?

- staccato (not connected)
 legato (connected)

18. How will the two E's in measure 2 sound?

- staccato (not connected)
 legato (connected)

19. Name the circled intervals: 2nd, 3rd, 4th, or 5th.

- a. _____
b. _____
c. _____

20. What five finger pattern is used in measure 8, right hand?


- F Major
 C Major

Teacher

Ear Training Evaluation

This is your Preparatory Level ear training evaluation. Listen to each question and its musical example. Circle your answer. Each example will be played two times.

1. **Major**



minor



2. **Staccato touch**

Legato touch


3. **Major**




minor



4. **Second**




Fifth



5. **6 tapped notes**

4 tapped notes

6. **a.**



b.



7. **Soft to loud**

Loud to soft